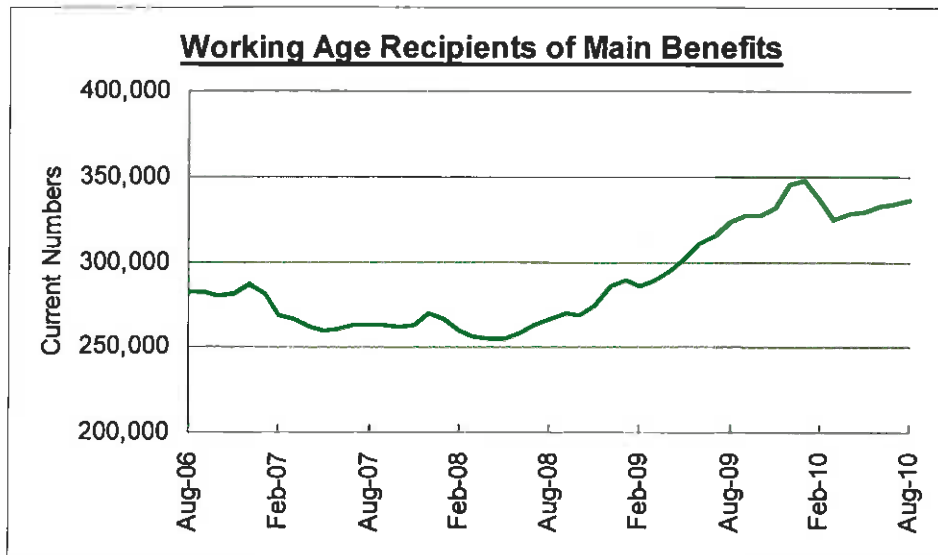


WORKING AGE RECIPIENTS OF MAIN BENEFITS

Month	Working Age Recipients of Main Benefits *
Aug-06	282,186
Aug-07	262,712
Aug-08	266,680
Aug-09	323,160
Aug-10	336,333



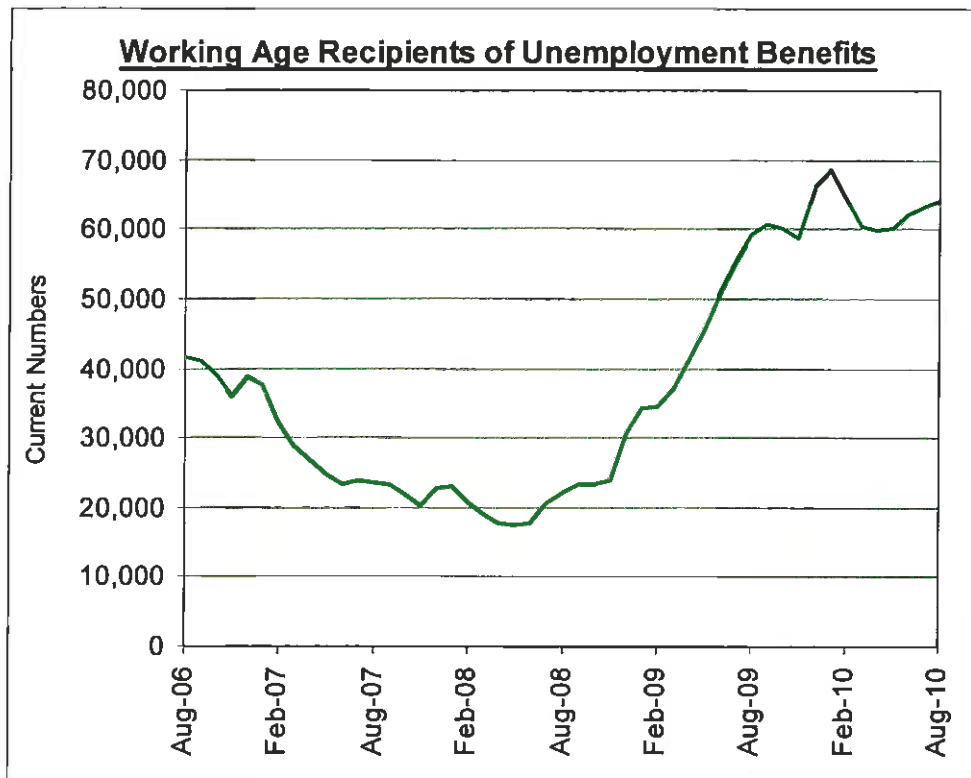
% change 2006 to 2007	-6.9%
% change 2007 to 2008	1.5%
% change 2008 to 2009	21.2%
% change 2009 to 2010	4.1%
% change 2006 to 2010	19.2%

* Age = 18- 64 years. Includes Unemployment Benefits, Unemployment Benefits – Hardship, Independent Youth Benefits, Domestic Purposes Benefits – Sole Parent, Domestic Purposes Benefits – Care of Sick or Infirm, Domestic Purposes Benefits – Women Alone, Sickness Benefits, Sickness Benefits – Hardship, Emergency Maintenance Allowances, Invalid's Benefits, Widow's Benefits, Unemployment Benefits – Student – Hardship, and Emergency Benefits.

Source: Ministry of Social Development IAP

WORKING AGE RECIPIENTS OF UNEMPLOYMENT BENEFITS

Month	Unemployment Benefit	Unemployment Benefit - Hardship	Total Unemployment
Aug-06	40,943	662	41,605
Aug-07	23,188	316	23,504
Aug-08	21,893	209	22,102
Aug-09	58,419	732	59,151
Aug-10	63,184	726	63,910

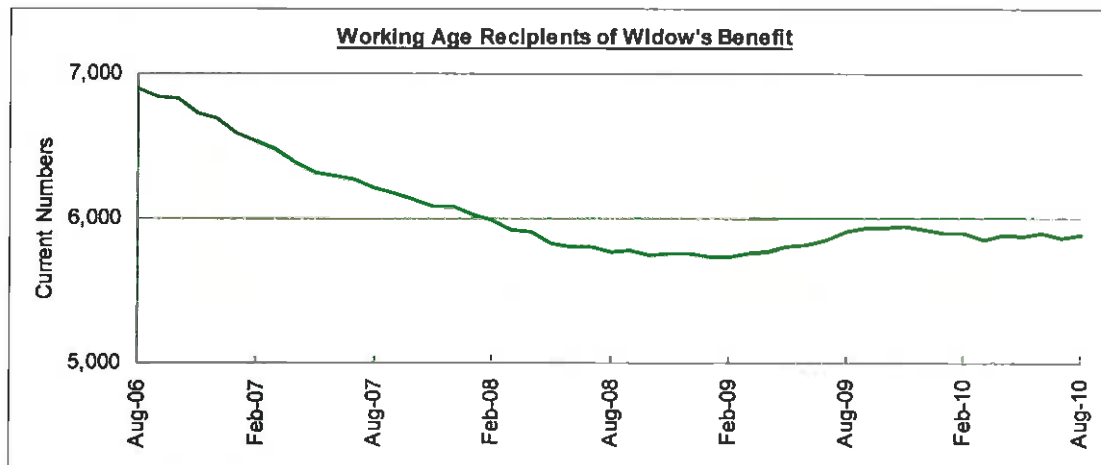
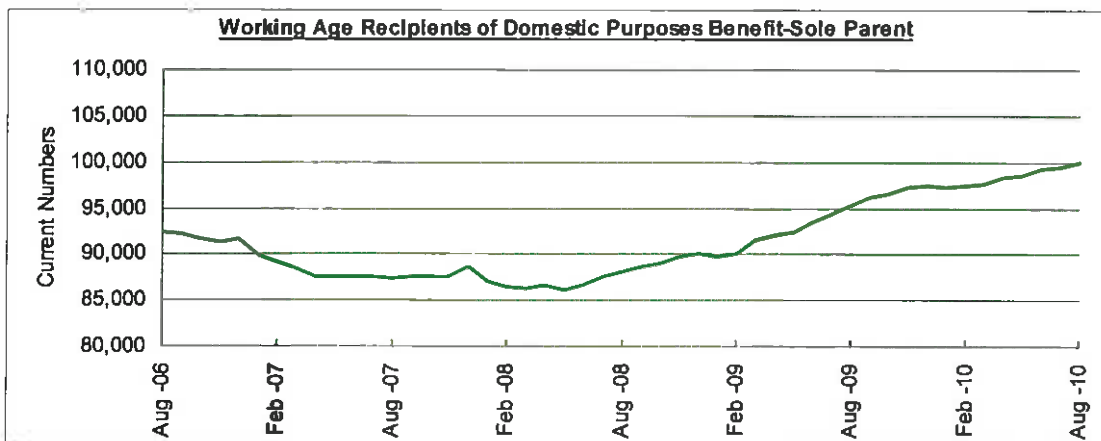


% change 2006 to 2007	-43.4%	-52.3%	-43.5%
% change 2007 to 2008	-5.6%	-33.9%	-6.0%
% change 2008 to 2009	166.8%	250.2%	167.6%
% change 2009 to 2010	8.2%	-0.8%	8.0%
% change 2006 to 2010	54.3%	9.7%	53.6%

Source: Ministry of Social Development IAP

WORKING AGE RECIPIENTS OF DPB AND WIDOW'S BENEFITS

Month	Widow's Benefit	Domestic Purposes				Total DPB
		Emergency Maintenance Allowance	Sole Parent	Women Alone	Care of Sick or Infirm	
Aug-06	6,901	1,316	92,421	2,919	4,188	100,844
Aug-07	6,207	1,576	87,437	2,805	4,662	96,480
Aug-08	5,773	1,651	88,000	2,863	5,359	97,873
Aug-09	5,903	1,935	95,291	3,198	6,216	106,640
Aug-10	5,885	2,314	99,922	3,563	6,699	112,498

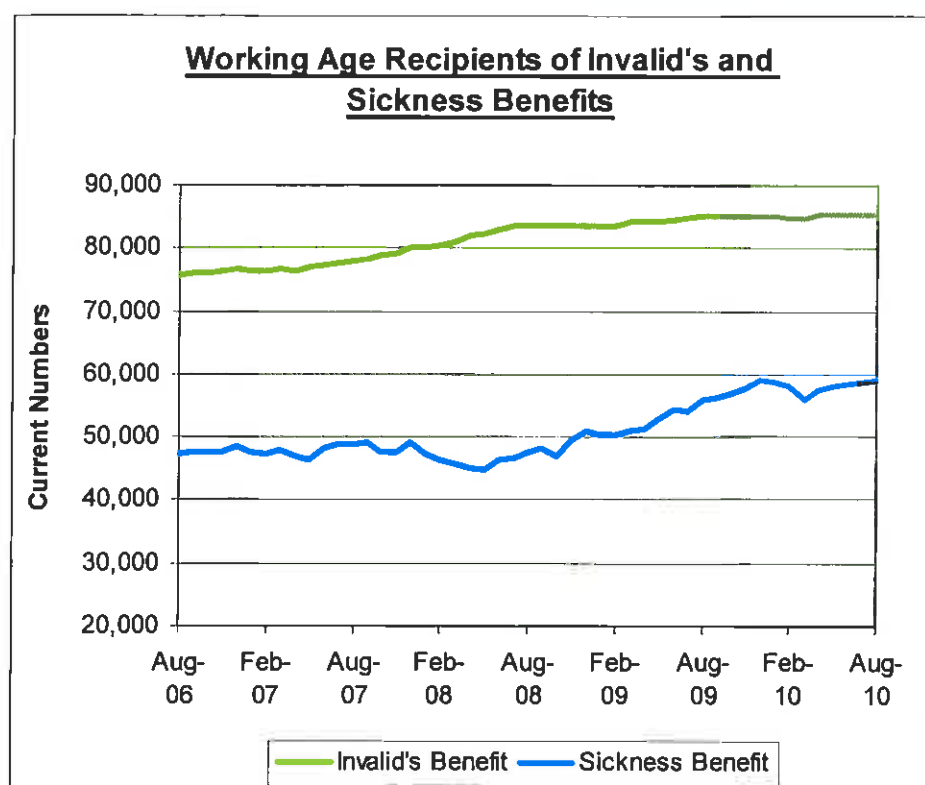


% change 2006 to 2007	-10.1%	19.8%	-5.4%	-3.9%	11.3%	-4.3%
% change 2007 to 2008	-7.0%	4.8%	0.6%	2.1%	15.0%	1.4%
% change 2008 to 2009	2.3%	17.2%	8.3%	11.7%	16.0%	9.0%
% change 2009 to 2010	-0.3%	19.6%	4.9%	11.4%	7.8%	5.5%
% change 2006 to 2010	-14.7%	75.8%	8.1%	22.1%	60.0%	11.6%

Source: Ministry of Social Development IAP

WORKING AGE RECIPIENTS OF INVALID'S AND SICKNESS BENEFITS

Month	Invalid's Benefit	Sickness Benefit	Sickness Benefit Hardship	Total Sickness Benefit
Aug-06	75,781	46,625	757	47,382
Aug-07	78,003	48,138	717	48,855
Aug-08	83,497	46,864	634	47,498
Aug-09	84,902	55,379	534	55,913
Aug-10	85,434	58,519	577	59,096

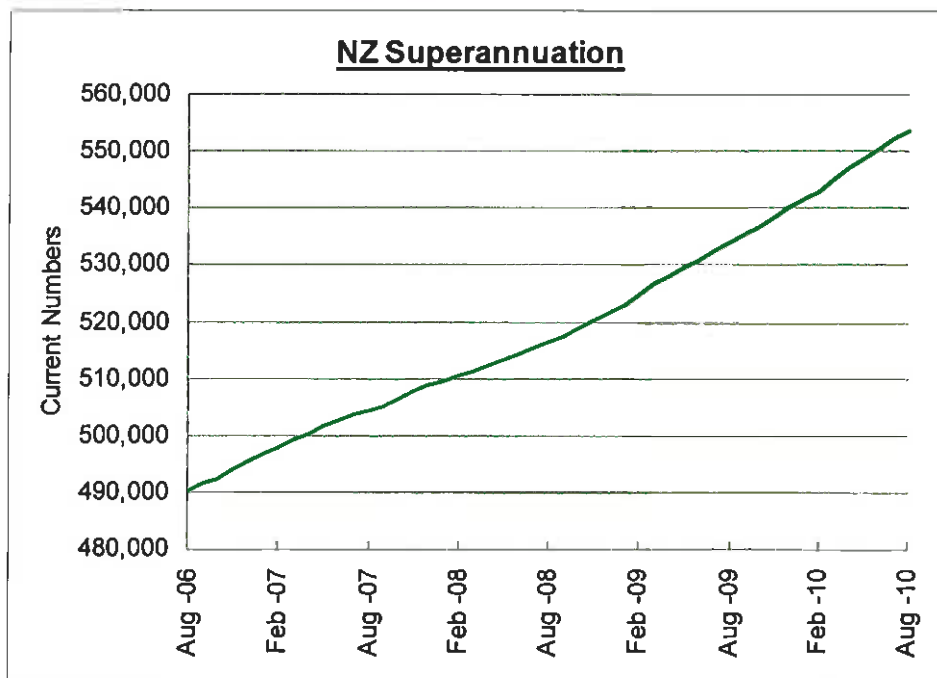


% change 2006 to 2007	2.9%	3.2%	-5.3%	3.1%
% change 2007 to 2008	7.0%	-2.6%	-11.6%	-2.8%
% change 2008 to 2009	1.7%	18.2%	-15.8%	17.7%
% change 2009 to 2010	0.6%	5.7%	8.1%	5.7%
% change 2006 to 2010	12.7%	25.5%	-23.8%	24.7%

Source: Ministry of Social Development IAP

**RECIPIENTS OF NEW ZEALAND SUPERANNUATION
AND VETERAN'S PENSION**

Month	New Zealand Superannuation*	Veteran's Pension*	Total
Aug-06	490,462	9,581	500,043
Aug-07	504,506	10,215	514,721
Aug-08	516,406	10,862	527,268
Aug-09	533,779	10,919	544,698
Aug-10	553,469	10,473	563,942



% change 2006 to 2007	2.9%	6.6%	2.9%
% change 2007 to 2008	2.4%	6.3%	2.4%
% change 2008 to 2009	3.4%	0.5%	3.3%
% change 2009 to 2010	3.7%	-4.1%	3.5%
% change 2006 to 2010	12.8%	9.3%	12.8%

* Includes non qualified spouses

Source: Ministry of Social Development IAP

WORKING AGE RECIPIENTS OF TRAINING, STUDENT, INDEPENDENT YOUTH AND EMERGENCY BENEFITS

Month	Emergency Benefit	Independent Youth Benefit	Unemployment Benefit Student Hardship	Unemployment Training Related Benefits
Aug-06	3,573	100	32	5,968
Aug-07	3,043	139	26	6,455
Aug-08	2,694	78	19	7,146
Aug-09	2,686	86	51	7,828
Aug-10	2,327	113	92	6,978

RECIPIENTS OF SELECTED SUPPLEMENTARY ASSISTANCE

Month	Special Benefit	Temporary Additional Support	Disability Allowance	Advances	Orphan's Benefit	Unsupported Child's Benefit	Special Needs Grant
Aug-06	39,976	7,065	229,004	29,857	368	7,207	35,975
Aug-07	24,149	16,120	232,266	25,930	386	7,255	32,952
Aug-08	17,097	30,272	235,323	27,751	338	7,596	44,442
Aug-09	13,132	48,533	248,477	35,513	318	7,887	54,061
Aug-10	10,491	54,646	254,798	35,851	331	8,345	59,338

Source: Ministry of Social Development IAP

NON WORKING AGE BENEFIT NUMBERS

Month	Emergency Maintenance Allowance	DPB – Care of Sick or Infirm	DPB – Sole Parent	DPB – Women Alone	Emergency Benefit	Invalid's Benefit	Sickness Benefit	Sickness Benefit Hardship	Independent Youth Benefit
Aug-06	612	38	13	29	5,960	1,712	295	187	1,588
Aug-07	600	31	12	24	5,829	1,856	354	198	1,197
Aug-08	648	39	9	23	5,597	2,386	284	216	1,327
Aug-09	709	37	10	32	5,234	2,676	381	179	1,882
Aug-10	581	26	15	46	4,756	3,111	558	213	1,642

Month	Unemployment Benefit	Unemployment Benefit Hardship	Unemployment Training related benefits	Unemployment Benefit Hardship	Unemployment Student Hardship	Widow's Benefit	Non Beneficiary	Total
Aug-06	259	61	10	0	178	550	11,492	
Aug-07	180	47	5	0	173	673	11,179	
Aug-08	137	23	12	0	198	688	11,587	
Aug-09	164	12	13	1	214	673	12,217	
Aug-10	140	16	8	1	276	623	12,012	

Source: Ministry of Social Development IAP